

WOOD STOVES GAS FIREPLACES GLOBAL DESIGN



RAIS[®]



CONTENT

WOODSTOVES 04

Viva L 100
Viva L 120
Q-Tee II C SST
Q-Tee II C
Q-Tee II Insert
Q-Tee II

GAS FIREPLACES 14

Viva L 100 Gas
Viva L 120 Gas
Q-Tee II Gas

Q-Tee II C Gas
Nexo 100 Gas
Nexo 120 Gas
Nexo 140 Gas
Nexo 160 Gas
Nexo 185 Gas

ACCESSORIES 28

OUTDOOR 32

SPECIFICATIONS 37



**WE CALL IT
ART OF FIRE**

ART OF FIRE

A stove from RAIS is more than just an efficient and eco-friendly heat source. It is a Nordic design object fusing aesthetics and technology - a sculpture for your home. We call it ART OF FIRE.

Regardless of your preferences, there is a RAIS stove for any space and décor. From wood-burning stoves to gas stoves and inserts. From nostalgia to urban minimalism. From castle to cabin.

Be inspired – find your favorite!





WOOD- BURNING STOVES

**RAIS STOVES ARE NOT LIKE
THE REST**
THEY STAND OUT. FROM THE CROWD.
AND IN YOUR HOME.



RAIS[®] WOOD



RAIS Viva L 120 - black, SST top

Circular, smooth and minimalist with an impressively large glass door, the RAIS Viva L series creates the impression of an open fireplace. Choose between glass or steel door, various colors and two heights.



VIVA L 100 BLACK
LEATHER HANDLE
SIDE GLASS

VIVA L 100
PLATINUM
DEEP TOP PLATE

VIVA L 120 BLACK
LEATHER HANDLE
GLASS DOOR

VIVA L 120
PLATINUM
STEEL HANDLE

RAIS VIVA L

VIVA L 100



Design your wood-burning stove online. Choose between various colors, handles, top plates and other custom options.

www.rais.com/en/rais-customized

Customized



RAIS Viva L 120 Classic - platinum



AWARD-WINNING DESIGN FROM RAIS

The RAIS Viva L series won the internationally acknowledged RED Dot Design Award 2017 for its customizable design allowing you to choose between various heights, colors, doors and handles.



reddot design award
winner 2017



VIVA L 120

RAIS Q-TEE II C SOAPSTONE



With gorgeous soapstone, this stove radiates not just a touch of nature, but also excellent heat as well. This elegant stove, with its almost 400 lbs of stone, radiates heat for hours on end. Choose between open or closed firewood storage compartment.



RAIS Q-TEE II C

RAIS Q-Tee II C is one of the cleanest burning non-catalytic stoves. The C refers to the stove's elegantly CURVED glass door and rounded sides. Choose between an all glass door or door with steel frame as well as several base options.

Choose between open or closed firewood storage compartment.



RAIS Q-Tee II C - low base - black - leather handle



Q-TEE II
BLACK

Q-TEE II
BLACK
SHORT LEGS

Q-TEE II
BLACK
TALL LEGS

Q-TEE II
BLACK
LOW BASE

Q-TEE II
BLACK
HIGH BASE

Q-TEE II
SST
HIGH BASE



RAIS Q-TEE II INSERT

This insert is remarkably pure in style, offering a range of new architectural possibilities for unique classic solutions for the modern home. Choose between glass door or classic door of steel.





RAIS Q-TEE II



Q-TEE II

Q-TEE II
SHORT LEGS

Q-TEE II
TALL LEGS

Q-TEE II
LOW BASE

Q-TEE II
HIGH BASE

Eco-friendly RAIS Q-Tee II offers a multitude of expressions. The Q-tee II is also insert capable. Choose your favorite base option to change its look entirely. Available with an all glass door or door with steel frame.





GAS FIRE PLACES

**ENJOY A TRUE FIREPLACE
EXPERIENCE.
WITH ONE CLICK OF A BUTTON.
CONVENIENT. COZY. COMFORTABLE.**





RAIS[®] GAS





VIVA L 100 GAS
STEEL DOOR
BLACK

VIVA L 100 GAS
GLASS DOOR
SIDE GLASS

VIVA L 120 GAS
GLASS DOOR
SIDE GLASS

VIVA L 120 GAS
PLATINUM
STEEL DOOR

RAIS VIVA L GAS

Enjoy an authentic fireplace experience with iconically round and freestanding RAIS Viva L Gas. Turn the fire on and off and adjust the flame size and temperature with a flick of a button. Choose between two different heights (100 & 120 cm), two different colors and optional side glass.

RAIS Viva L Gas comes standard with a safety screen.





VIVA L 120 GAS

RAIS Viva L 120 Gas stove series shares its iconic round design with RAIS Viva L for wood. Both stove models offer a cozy fireplace atmosphere and extended views of the flames through the elegantly rounded glass.

RAIS Viva L Gas comes standard with a safety screen.



VIVA L 100 GAS





RAIS NEXO GAS

With its cubic design, clean lines and sharp angles, RAIS Nexo Gas is the perfect match for contemporary interiors and minimalist architecture. Choose between five heights – from 100 - 185 cm – and various other custom options.

RAIS Nexo Gas comes standard with a safety screen.





NEXO 100 GAS





NEXO 160 GAS



RAIS Q-TEE II C GAS

RAIS Q-Tee II C Gas is distinguished by its softly rounded corners and beautiful curved glass door. Choose between multiple base, leg and door options.

RAIS Q-Tee II C Gas comes standard with a safety screen.



Q-TEE II C
GAS



Q-TEE II C GAS
SHORT LEGS



Q-TEE II C GAS
TALL LEGS



Q-TEE II C GAS
LOW BASE



Q-TEE II C GAS
HIGH BASE





RAIS Q-TEE II GAS



RAIS Q-Tee II Gas stands out from the crowd with its clean-cut, cubic design and stylish, urban elegance. Choose between several base and leg options.

RAIS Q-Tee II Gas comes standard with a safety screen.




Q-TEE II
GAS



Q-TEE II GAS
SHORT LEGS



Q-TEE II GAS
TALL LEGS



Q-TEE II GAS
LOW BASE



Q-TEE II GAS
HIGH BASE



**IT IS ALL ABOUT THE SMALL
DETAILS.
THE BEAUTY OF EVERYDAY THINGS.
THE FUSION OF FORM AND FUNCTION.**

ACCESSORIES



WOODFRAME

Beautifully simple storage solution for firewood. Made of finely crafted oak oiled in natural or smoky nuances. Turn it any way you like, hang it on the wall, or place it on the floor.

WxDxH: 15,7" x 12,2" x 31,5"



Stack the firewood and carry it in! Woody fuses ease and practical simplicity with beautifully crafted details, luxurious materials and an attractive rustic design.

WOODY



WxDxH: 15" x 15" x 15"

WOODBBOX





BUTEO

Poker, broom, shovel and holder in an organic design. Mount it on the wall or place it on the floor on a concrete base. Handles in stainless steel or leather.

H: 21,2"



Wall mount

Floor

FIRE TOOLS

Minimalist fireplace tool set in stainless steel and black silicone. Can be mounted on the wall or placed on the floor on a concrete base.

H: 25,6"



Wall mount

Floor



Wall mount

Floor

TETRA

Fireplace tools in steel, iron and concrete. Place it on the floor or mount it on the wall. Handles in stainless steel or leather.

H: 22"

CARRY

Architect-designed firewood basket with a contemporary expression. Available in black and creme white - both with cognac colored leather handles.

D: 17,7"




LIGHTING

Luxury storage of briquettes.

D: 5,2"

H: 9"



WOOD RACK

Sculptural firewood storage in black steel. Turn the rack around and use it as a bench instead.

Available in two sizes.

WxDxH: 12,2" x 14,2" x 38,6"
12,2" x 14,2" x 57"

WOODWALL FREESTANDING

Firewood storage, room divider and rustic sculpture all in one. Available in two sizes and in black or white. Add Wall Tools to complete the look.

WxDxH: 7,9" x 9,8" x 47,2"
7,9" x 9,8" x 70,9"



WOODWALL

Minimalist wood storage in black or white. Available in two sizes and with or without back plate.

WxDxH: 7,9" x 9,8" x 74,8"

CONSTANT BENCH

Weather resistant bench in contemporary gray fibre concrete for indoor or outdoor use. Also suitable as a base for Rais Q-Tee.

WxDxH: 39,4" x 19,7" x 17,1"





OUTDOOR

**MOVE LIFE OUTDOORS.
SET YOUR MIND FREE.
IN ALL SEASONS. AND IN ALL WEATHERS.**





ANGLE

A sculptural focal point for cozy gatherings and outdoor cooking.

Height: 68"



CIRCLE

Combined grill and fire bowl in corten steel for bonfire and barbecue fun.

Height: 36,6"

Diameter: 40,2"

Grill grate for Circle





SQUARE

Grill and fireplace in one with solid oak sides and room for firewood.

Height: 43"



GIZEH

Grill and fireplace combined in a striking pyramid-inspired design.

Height: 76"





LIGHT CONE

Cone-shaped torch with an oil lamp insert.
Available in two heights: 44" and 53".



RA Minimalist fire bowl for enjoyable outdoor living.
Diameter: 31,5"



RAIS' outdoor collection is handmade with heart and passion. Good craftsmanship takes time, but the result is worth the wait.

The collection's gorgeous rusty patina is created by the elements under an open sky – which is why no two products are alike. Every grill and bonfire stove has a unique look.

Find inspiration for how you can create a wonderful outdoor space and gather friends and family around a crackling fire for fun or a delicious meal outdoors.





OUR DESIGN HERITAGE

For generations, Danish design has been recognized around the world for its fusion of functionality, quality, simplicity and craftsmanship. At RAIS, we are inspired by our rich heritage, and our products carefully reflect the Danish design tradition.





SPECIFICATIONS

The following pages comprise recommendations, specifications and technical data for each of our stoves. The information is for your guidance only.

Before installing your new stove, we strongly advise you to read the user manual for the specific stove and to give careful attention to the recommendations applicable to the stove in question.

Due to continuous technical development we reserve the right to make changes to specifications, colors and equipment without prior notice. We will not be held liable for misprints, text errors, pictures and specifications.

SPECIFICATIONS STOVES

RAIS VIVA L

TECHNICAL DATA:

HEAT		
BTu output	27	kBTU
Heat range (min-max)	12-27	kBTU
Heating capacity (25-68 degrees F)	1000+	sq.ft
Emissions	1.1	g/hr
Efficiency	78	%

DIMENSIONS (Ø-H)

Firebox Interior	13,8-11,5-17,6	inches
Log length	17	inches
Pipe diameter	6	inches

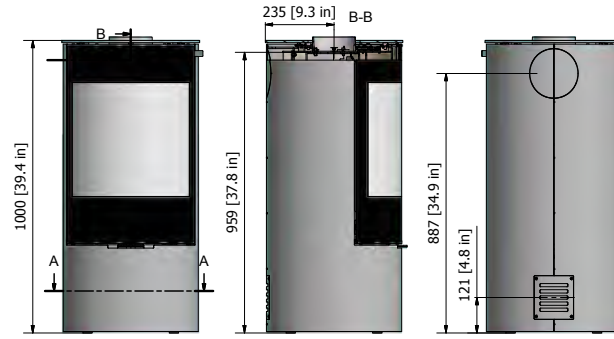
DISTANCES TO FLAMMABLE MATERIAL

Distance to combustibile side wall	21	inches
Distance to combustibile back wall	12	inches
Corner Clearance to combustibile	14	inches
To non-flameable wall and at sides and back we recommend	2	inches

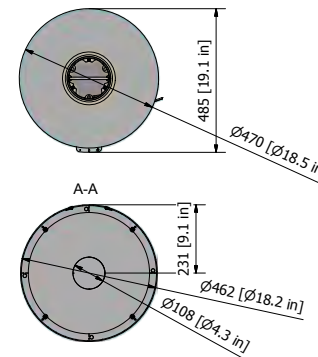
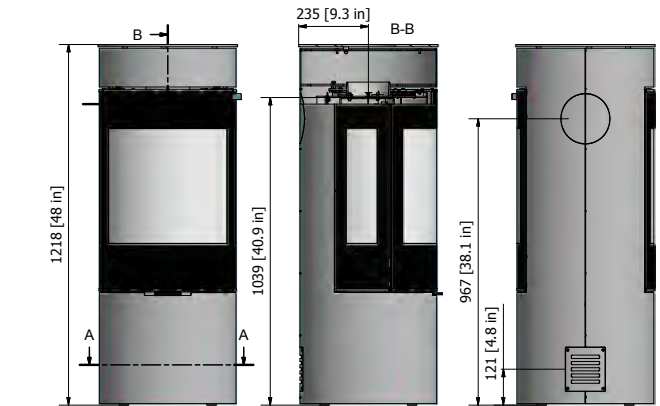

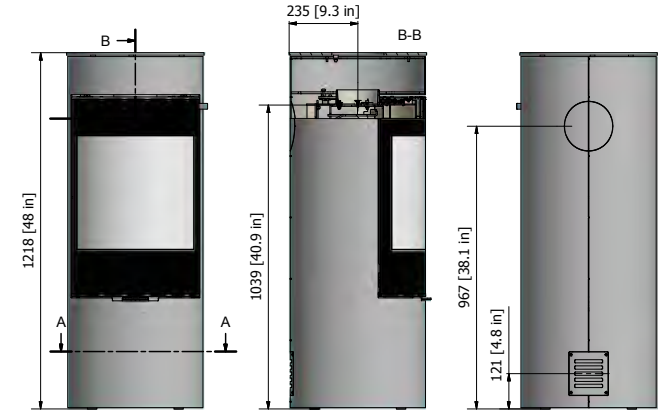
WEIGHT

Stove	238/264	lb.
Top Plate (Steel)	33	lb.

VIVA L 100



VIVA L 120



reddot design award
winner 2017

SPECIFICATIONS STOVES

RAIS Q-TEE II C

TECHNICAL DATA:

HEAT		
BTu output	27	kBTU
Heat range (min-max)	10-27	kBTU
Heating capacity (25-68 degrees F)	1000+	sq.ft
Emissions	0.9	g/hr
Efficiency	75+	%

DIMENSIONS (W-D-H)

Firebox Interior	s	17,5-10,9-10,4	inches
Log length		17	inches
Pipe diameter		6	inches

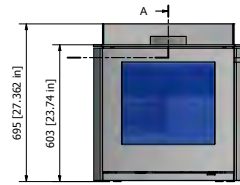
DISTANCES TO FLAMMABLE MATERIAL

Distance to combustible side wall	14	inches
Distance to combustible back wall	12	inches
Corner Clearance to combustible	13.5	inches
To non-flameable wall and at sides and back we recommend	2	inches

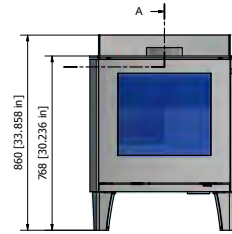
WEIGHT

Stove	299/434/326/793	lb.
-------	-----------------	-----

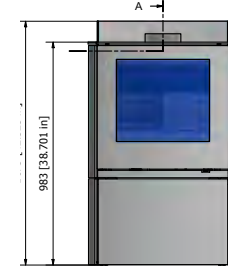
Q-TEE II C



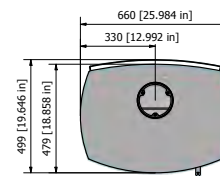
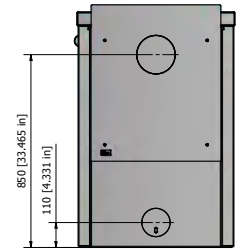
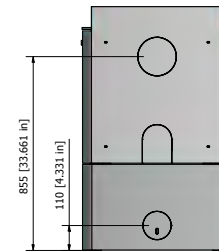
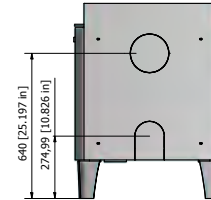
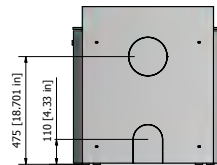
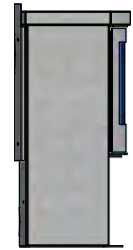
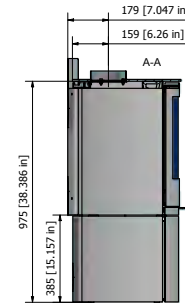
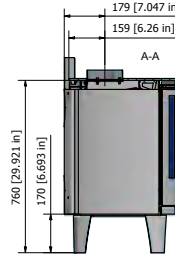
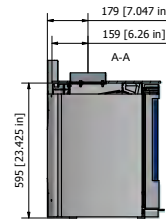
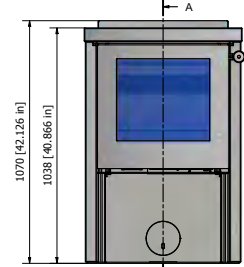
Q-TEE II C - TALL LEGS



Q-TEE II C - HIGH BASE



Q-TEE II C - SST



SPECIFICATIONS STOVES

RAIS Q-TEE II

TECHNICAL DATA:

HEAT		
BTu output	27	kBTU
Heat range (min-max)	10-27	kBTU
Heating capacity (25-68 degrees F)	1000+	sq.ft
Emissions	0.9	g/hr
Efficiency		

DIMENSIONS (W-D-H)

Firebox interior	17,3/10,9/10,4	inches
Log length	17	inches
Pipe diameter	6	inches

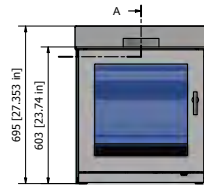
DISTANCES TO FLAMMABLE MATERIAL

Distance to combustibile side wall	14	inches
Distance to combustibile back wall	12	inches
Corner Clearance to combustibile	11	inches
To non-flameable wall and at sides and back we recommend	2	inches

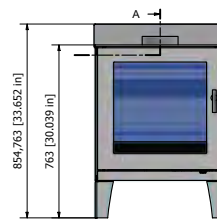
WEIGHT

Stove	299/382/354	lb.
-------	-------------	-----

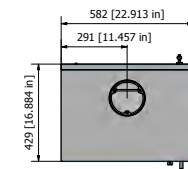
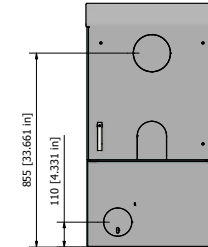
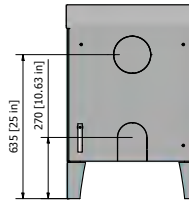
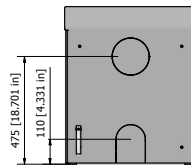
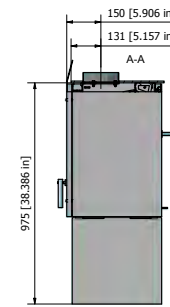
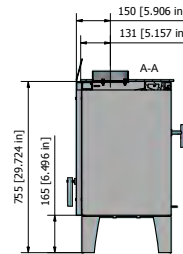
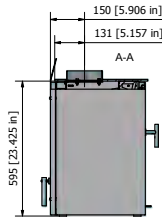
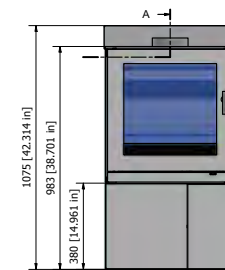
Q-TEE II



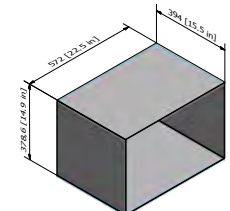
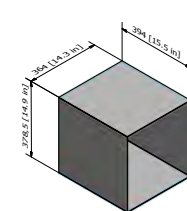
Q-TEE II - TALL LEGS



Q-TEE II - HIGH BASE



Option box - narrow and wide



SPECIFICATIONS STOVES

RAIS Q-TEE II INSERT

TECHNICAL DATA:

HEAT		
BTu output	27	kBTU
Heat range (min-max)	10-27	kBTU
Heating capacity (25-68 degrees F)	1000+	sq.ft
Emissions	0.9	g/hr
Efficiency	75+	%

DIMENSIONS (W-D-H)

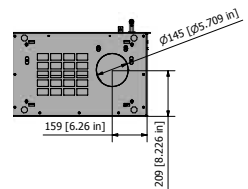
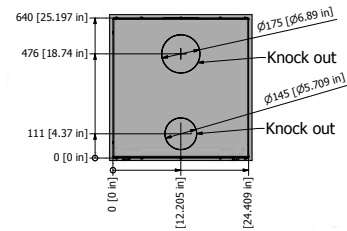
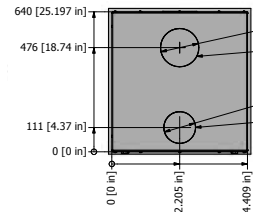
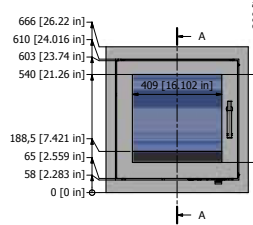
Firebox interior	17,3/10,9/10,4	inches
Log length	17	inches
Pipe diameter	6	inches

DISTANCES TO FLAMMABLE MATERIAL

Distance to combustible side wall	14	inches
Distance to combustible back wall	12	inches
Corner Clearance to combustible	11	inches
To non-flameable wall and at sides and back we recommend	2	inches

WEIGHT

Stove	346	lb.
-------	-----	-----



SPECIFICATIONS GAS STOVES

RAIS VIVA L GAS

TECHNICAL DATA:

HEAT		
BTu input NG	31	kBTU
BTu input LR	25,6	kBTU
Heat range (min-max) NG	7-31	kBTU
Heat range (min-max) LB	7-25,6	kBTU
Heating capacity (25-68 degrees F)	970	sq.ft
Emissions	n/a	g/hr
Efficiency	78+	%

DIMENSIONS (Ø-H)

Log length	gas log set	
Pipe diameter	45/8x6	inches

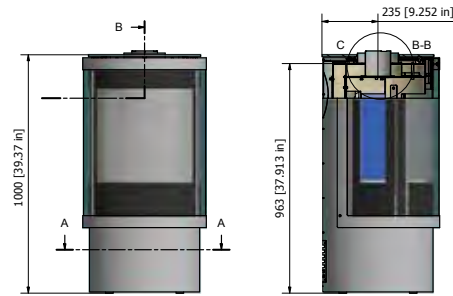
DISTANCES TO FLAMMABLE MATERIAL

Distance to combustible side wall	6	inches
Distance to combustible back wall	2	inches
Corner Clearance to combustible	4	inches
To non-flameable wall and at sides and back we recommend	2	inches

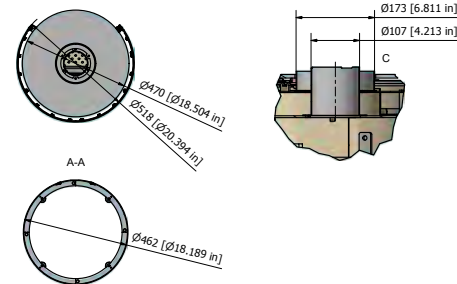
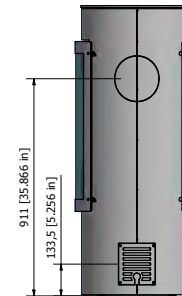
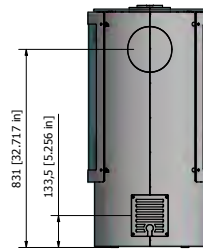
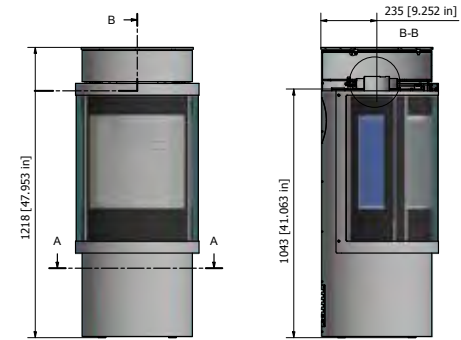
WEIGHT

Stove	238/264	lb.
Top Plate	33	lb.

VIVA L 100 GAS



VIVA L 120 GAS



SPECIFICATIONS GAS STOVES

RAIS NEXO GAS

TECHNICAL DATA:

HEAT		
BTu input NG	31	kBTU
BTu input LR	25,6	kBTU
Heat range (min-max) NG	7-31	kBTU
Heat range (min-max) LB	7-25,6	kBTU
Heating capacity (25-68 degrees F)	1000	sq.ft
Emissions	n/a	g/hr
Efficiency	75+	%

DIMENSIONS (Ø-H)

Log length	gas log set	
Pipe diameter	4 5/8th x 6	inches

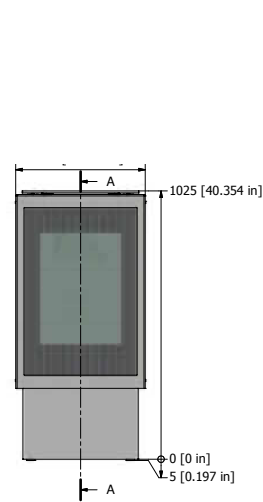
DISTANCES TO FLAMMABLE MATERIAL

Distance to combustible side wall	6	inches
Distance to combustible back wall	2	inches
Corner Clearance to combustible	4	inches
To non-flameable wall and at sides and back we recommend	2	inches

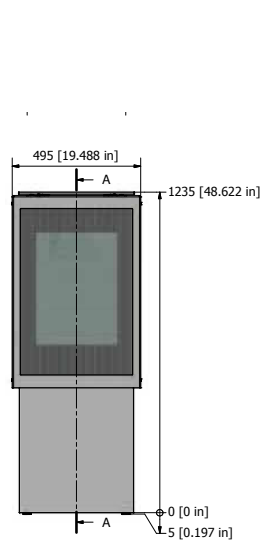
WEIGHT

Stove	225/282/313/335/365	lb.
Top Plate	25	lb.

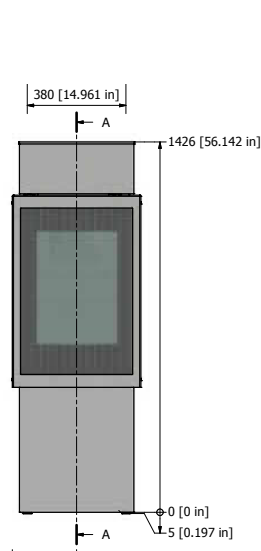
NEXO 100 GAS



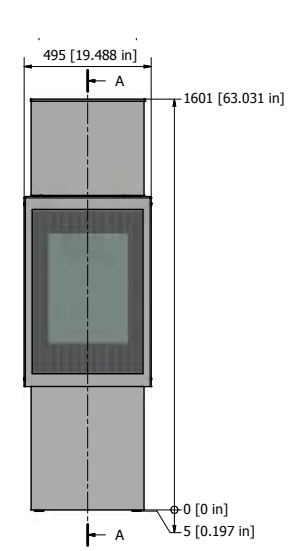
NEXO 120 GAS



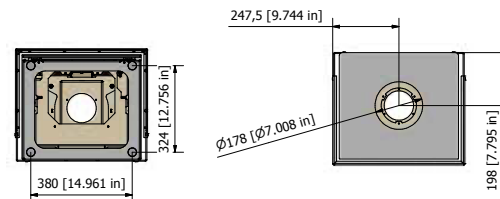
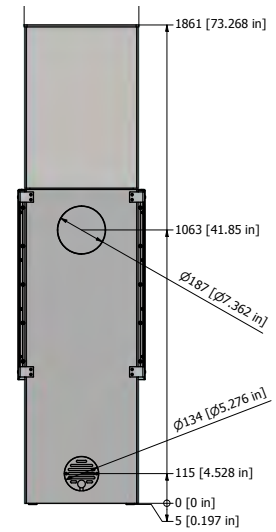
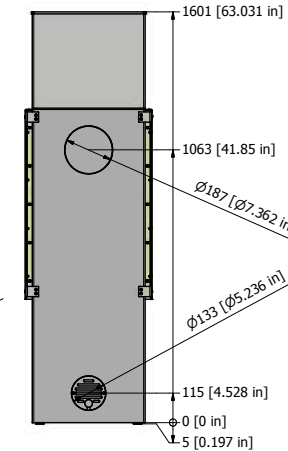
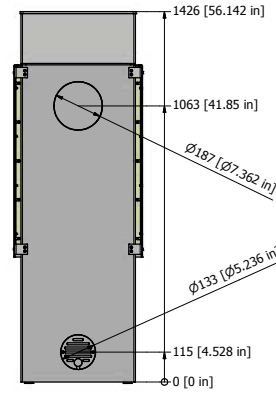
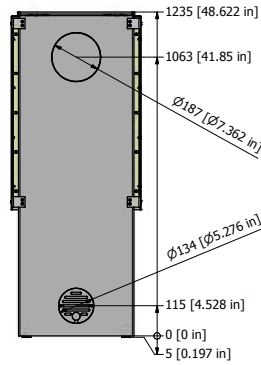
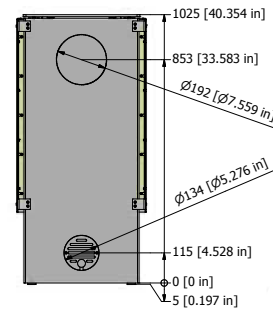
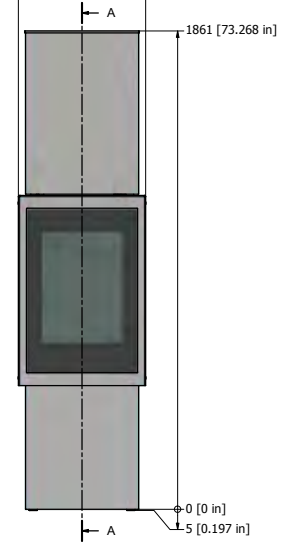
NEXO 140 GAS



NEXO 160 GAS



NEXO 180 GAS



SPECIFICATIONS GAS STOVES

RAIS Q-TEE II C GAS

TECHNICAL DATA:

HEAT		
BTu input NG	31	kBTU
BTu input LR	25,6	kBTU
Heat range (min-max) NG	7-31	kBTU
Heat range (min-max) LB	7-25,6	kBTU
Heating capacity (25-68 degrees F)	970	sq.ft
Emissions	n/a	g/hr
Efficiency	78+	%

DIMENSIONS (W-D-H)

Log length	gas log set	
Pipe diameter	45/8x6	inches

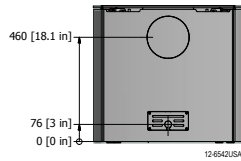
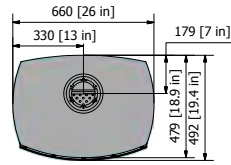
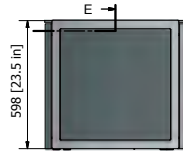
DISTANCES TO FLAMMABLE MATERIAL

Distance to combustibile side wall	15	inches
Distance to combustibile back wall	15	inches
Corner Clearance to combustibile	13	inches
To non-flameable wall and at sides and back we recommend	2	inches

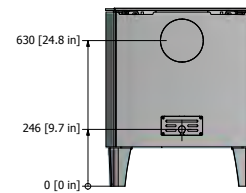
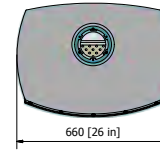
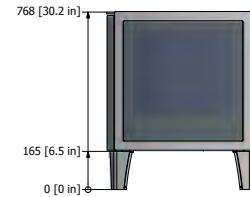
WEIGHT

Stove	229/286/103	lb.
-------	-------------	-----

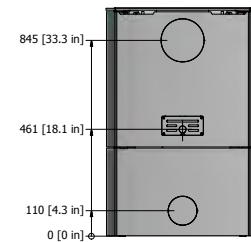
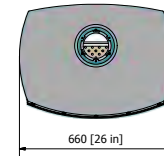
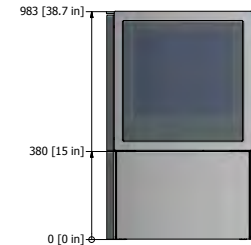
Q-TEE II C GAS



Q-TEE II C GAS - TALL LEGS



Q-TEE II C GAS - BASE



SPECIFICATIONS GAS STOVES

RAIS Q-TEE II GAS

TECHNICAL DATA:

HEAT		
BTu input NG	31	kBTU
BTu input LR	25,6	kBTU
Heat range (min-max) NG	7-31	kBTU
Heat range (min-max) LB	7-25,6	kBTU
Heating capacity (25-68 degrees F)	970	sq.ft
Emissions	n/a	g/hr
Efficiency	78+	%

DIMENSIONS (W-D-H)

Log length	gas log set	
Pipe diameter	4 5/8	inches

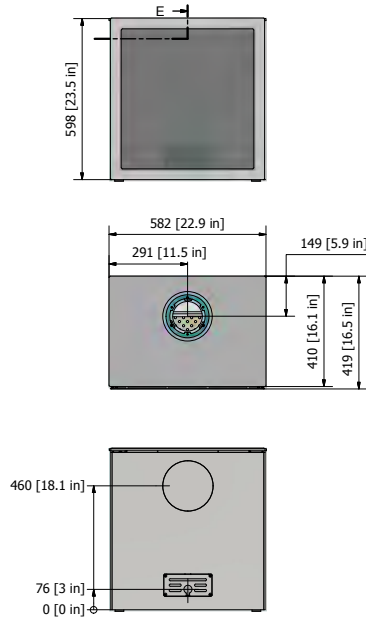
DISTANCES TO FLAMMABLE MATERIAL

Distance to combustibile side wall	15	inches
Distance to combustibile back wall	15	inches
Corner Clearance to combustibile	13	inches
To non-flameable wall and at sides and back we recommend	2	inches

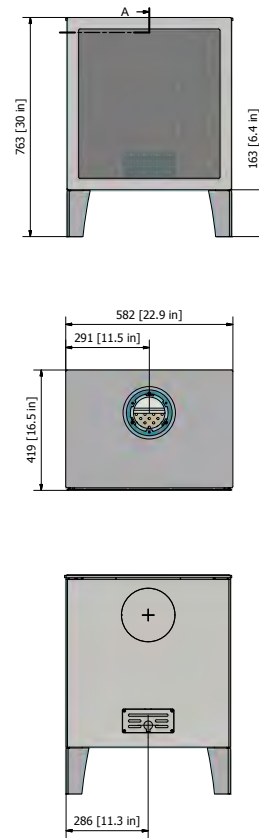
WEIGHT

Stove	211/268/224	lb.
-------	-------------	-----

Q-TEE II GAS



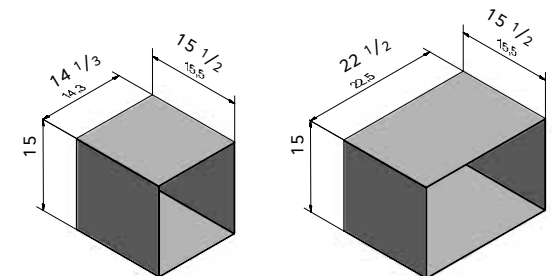
Q-TEE II GAS - TALL LEGS



Q-TEE II GAS - BASE



Option box - narrow and wide





HYGGE ARCHITECTURE DESIGN INTERIOR

RAIS[®]
Univers



WHERE TO FIND US

facebook

Instagram

Pinterest

us.rais.com



RAIS[®]

ART  OF FIRE

[facebook](#)

[Instagram](#)

[Pinterest](#)

www.rais.com